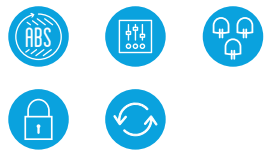




MB 30 ECO BLACK/WHITE

Mini bar porta curva con sistema ad assorbimento
Curved door mini bar with absorption system



Colori disponibili / Available colors

| | |
|-----------------------|----------------|
| <input type="radio"/> | Bianco / White |
| <input type="radio"/> | Nero / Black |



MB 40 ECO BLACK/WHITE

Mini bar porta curva con sistema ad assorbimento
Curved door mini bar with absorption system



Colori disponibili / Available colors

| | |
|-----------------------|----------------|
| <input type="radio"/> | Bianco / White |
| <input type="radio"/> | Nero / Black |

Interno in ABS termoformato
Thermoformed ABS inner liner



Illuminazione interna
Inner lighting




Regolatore di temperatura meccanico
Mechanical controller



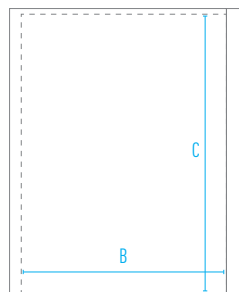
Caratteristiche / Features

| Modello / Model | MB 30 ECO BLACK/WHITE | MB 40 ECO BLACK/WHITE |
|---------------------------------------|---|---|
| Temperatura / Temperature Range | +4 °C / + 8 °C | +4 °C / + 8 °C |
| Classe Climatica / Climate Class | N | N |
| Volume Netto-Lordo / Net-Gross Volume | Lt. 26 / 30 | Lt. 33 / 38 |
| Superficie Esterna / Body | Lamiera plastificata galvanizzata PVC Covered Galvanized | Lamiera plastificata galvanizzata PVC Covered Galvanized |
| Superficie Interna / Inner Liner | ABS | ABS |
| Regolatore temperatura / Controller | Meccanico / Mechanical | Meccanico / Mechanical |
| Illuminazione / Lighting | Si / Yes | Si / Yes |
| Chiave e serratura / Lock and key | Si / Yes | Si / Yes |
| Reversibilità porta / Reversible door | Si / Yes | Si / Yes |
| Mensole (LxP) / Shelves (WxD) | N° 2 - mm 341 x 140 | N° 2 - mm 341 x 140 |
| Peso Netto-Lordo / Net-Gross Weight | Kg 11,1 / 12,4 | Kg 12,3 / 13,6 |
| Voltaggio / Voltage | V 230 | V 230 |
| Frequenza / Frequency | Hz 50 | Hz 50 |
| Refrigerante / Refrigerant | NH ³ | NH ³ |
| Assorbimento / Absorption | W 60 | W 60 |
| Consumo Energia / Energy Consumption | Kwh/24H 0,75 | Kwh/24H 0,75 |

FRONTE / FRONT



LATO / SIDE


Dimensioni mm / Dimensions mm

| Modello / Model | MB 30 ECO BLACK/WHITE | MB 40 ECO BLACK/WHITE |
|---|-----------------------|-----------------------|
| Dimensioni Esterne (LxPxH) / External Dimensions (WxDxH) | 419 x 423 x 512 | 441 x 457 x 566 |
| Dimensioni Imballo (LxPxH) / Packaging Dimensions (WxDxH) | 442 x 464 x 559 | 464 x 494 x 614 |

Dimensioni Interne mm / Inner Dimensions mm

| | | |
|------------------------|-----|-----|
| A - Larghezza / Width | 355 | 351 |
| B - Profondità / Depth | 191 | 223 |
| C - Altezza / Height | 421 | 468 |